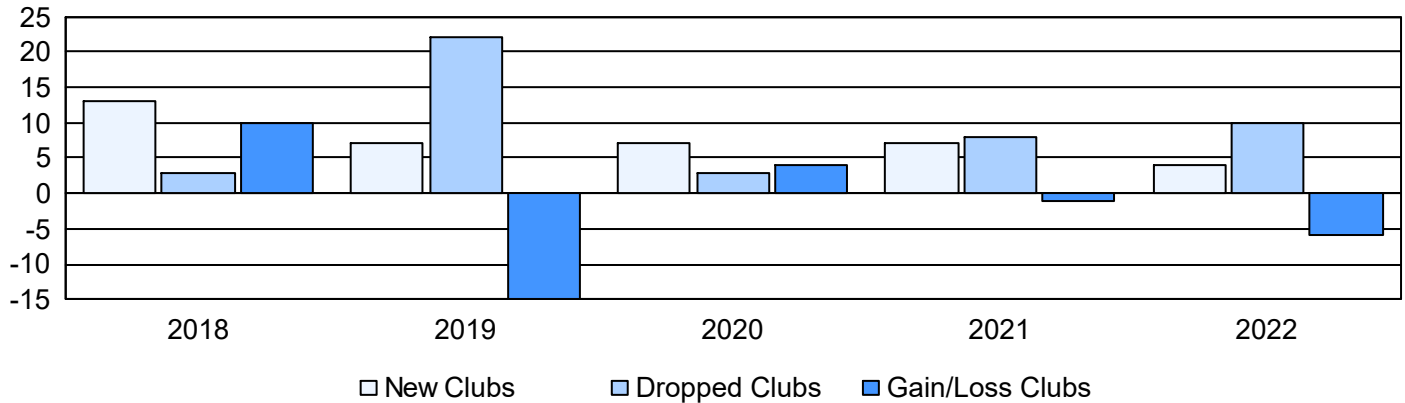
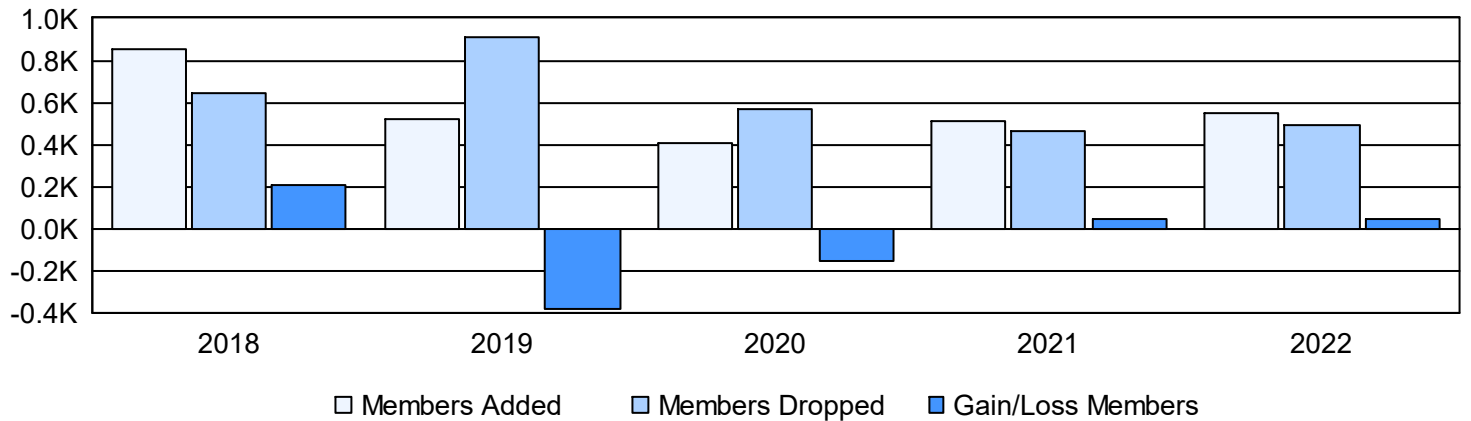


Year	New Clubs	Dropped Clubs	Gain/ Loss Clubs	New Members	Charter Members	Reinstate Members	Transfer Members	Total Member Added	Total Members Dropped	Gain/ Loss Members
2017-2018	13	3	10	405	377	37	33	852	642	210
2018-2019	7	22	-15	339	161	6	13	519	905	-386
2019-2020	7	3	4	204	189	10	6	409	566	-157
2020-2021	7	8	-1	294	199	19	3	515	466	49
2021-2022	4	10	-6	371	151	16	7	545	496	49
<b>Average</b>	<b>8</b>	<b>9</b>	<b>-2</b>	<b>323</b>	<b>215</b>	<b>18</b>	<b>12</b>	<b>568</b>	<b>615</b>	<b>-47</b>

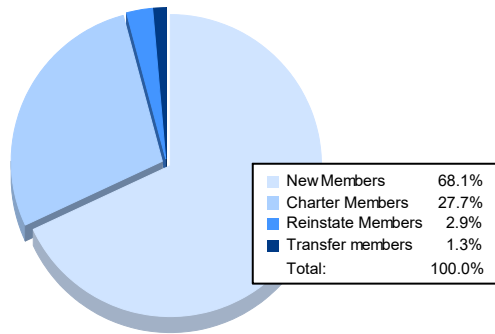
### Clubs



### Members



### Membership Composition June 2022 Cumulative



### Gender Composition June 2022 Cumulative

